



Introductory sub-table (I)(a)

Name of the Company: Optiemus Infracom Limited (Formerly Akanksha Cellular Limited)			
Quarter ended: 30.06.2012			
Partly paid-up shares:-	No. of partly paid-up shares	As a % of total no. of partly paid-up shares	As a % of total no. of shares of the company
Held by promoter/promoter group	0	0	0
Held by public	0	0	0
Total - D	0	0	0
Outstanding convertible securities:-	No. of outstanding securities	As a % of total no. of outstanding convertible securities	As a % of total no. of shares of the company, assuming full conversion of the convertible securities
Held by promoter/promoter group	0	0	0
Held by public	0	0	0
Total - E	0	0	0
Warrants:-	No. of warrants	As a % of total no. of warrants	As a % of total no. of shares of the company, assuming full conversion of warrants
Held by promoter/promoter group	0	0	0
Held by public	0	0	0
Total - F	0	0	0
Total paid-up capital of the company, assuming full conversion of warrants and convertible securities (Grand Total (A+B+C)+ D+E+F)	85814191		100




Statement Showing Shareholding Pattern

Category code	Category of Shareholder	Number of Shareholders	Table I(a)		Total shareholding as a percentage of total number of shares		Shares Pledged or otherwise encumbered		
			Total number of shares	Number of shares held in dematerialized form	As a percentage of (A+B) ¹	As a percentage of (A+B+C)	Number of shares	As a percentage	
								(IX) = (VIII)/(IV)*100	
(I)	(II)	(III)	(IV)	(V)	(VI)	(VII)	(VIII)		(IX) = (VIII)/(IV)*100
(A)	Shareholding of Promoter and Promoter Group								
1	Indian								
(a)	Individuals/ Hindu Undivided Family	7	25562041	25562041	29.79	29.79	0		0.00
(b)	Central Government/ State Government(s)	0	0	0	0.00	0.00			0.00
(c)	Bodies Corporate	1	38738500	38738500	45.14	45.14	25744257		66.46
(d)	Financial Institutions/ Banks	0	0	0	0.00	0.00	0		0.00
(e)	Any Others(Specify)	0	0	0	0.00	0.00	0		0.00
	Sub Total(A)(1)	8	64300541	64300541	74.93	74.93	25744257		40.04
2	Foreign								
a	Individuals (Non-Residents Individuals/ Foreign Individuals)	0	0	0	0.00	0.00	0		0.00
b	Bodies Corporate	0	0	0	0.00	0.00	0		0.00
c	Institutions	0	0	0	0.00	0.00	0		0.00
d	Any Others(Specify)	0	0	0	0.00	0.00	0		0.00
	Sub Total(A)(2)	0	0	0	0.00	0.00	0		0.00
	Total Shareholding of Promoter and Promoter Group (A)= (A)(1)+(A)(2)	8	64300541	64300541	74.93	74.93	25744257		40.04
(B)	Public shareholding								
1	Institutions	0	0	0	0.00	0.00	0		0.00




(a)	Mutual Funds/ UTI	0	0	0	0.00	0.00	0	0.00
(b)	Financial Institutions / Banks	0	0	0	0.00	0.00	0	0.00
(c)	Central Government/ State Government(s)	0	0	0	0.00	0.00	0	0.00
(d)	Venture Capital Funds	0	0	0	0.00	0.00	0	0.00
(e)	Insurance Companies	0	0	0	0.00	0.00	0	0.00
(f)	Foreign Institutional Investors	0	0	0	0.00	0.00	0	0.00
(g)	Foreign Venture Capital Investors	0	0	0	0.00	0.00	0	0.00
(h)	Any Other (specify)	0	0	0	0.00	0.00	0	0.00
	Sub-Total (B)(1)	0	0	0	0.00	0.00	0	0.00
B 2	Non-institutions							
(a)	Bodies Corporate	106	18691366	18488466	21.78	21.78	0	0.00
(b)	Individuals							
I	Individuals -i. Individual shareholders holding nominal share capital up to Rs 1 lakh	2397	1515177	557838	1.77	1.77	0	0.00
II	ii. Individual shareholders holding nominal share capital in excess of Rs. 1 lakh.	29	1257077	1104577	1.46	1.46	0	0.00
(c)	Any Other (specify)							
(c-i)	Clearing Members	3	901	901	0.00	0.00	0	0.00
(c-ii)	HUF							
		21	48584	48584	0.06	0.06		
(c-iii)	NRI	2	545	545	0.00	0.00	0	0.00
	Sub-Total (B)(2)	2558	21513650	20200911	25.07	25.07	0	0.00
(B)	Total Public Shareholding (B)= (B)(1)+(B)(2)	2558	21513650	20200911	25.07	25.07	0	0.00
	TOTAL (A)+(B)	2566	85814191	84501452	100.00	100.00	25744257	30.00
(C)	Shares held by Custodian^s and against which Depository Receipts have been issued							
1	Promoter and Promoter Group	0	0	0	0	0.00	0	0.00
2	Public	0	0	0	0	0.00	0	0
	Sub-Total (C)	0	0	0	0	0	0	0
	GRAND TOTAL (A)+(B)+(C)	2566	85814191	84501452	N.A	100.00	25744257	30.00




**(I)(b) Statement showing Shareholding of persons belonging to the category
“Promoter and Promoter Group”**

Sr. No.	Name of the shareholder	Total shares held		Encumbered Shares			Details of Warrants		Details of Convertible Securities		Total Shares (including underlying shares assuming full conversion of warrants and convertible securities) as a % of diluted share capital
		Number of shares	As a % of grand total (A)+(B)+(C)	Number	As a percentage	As a % of grand total (A)+(B)+(C) of sub-clause (I)(a)	Number of warrants held	As a % total numbers of warrants of the same class	Number of Convertible securities held	As a % total number of convertible securities of the same class	
(I)	(II)	(III)	(IV)	(V)	(VI)=(V)/(III)*100	(VII)	(VIII)	(IX)	(X)	(XI)	(XII)
1	Rekha Gupta	1123200	1.31	0	0.00	0.00	0	0	0	0	0
2	Mukesh Kumar Gupta	1123200	1.31	0	0.00	0.00	0	0	0	0	0
3	Neetesh Gupta	5214607	6.08	0	0.00	0.00	0	0	0	0	0
4	Deepesh Gupta	5365029	6.25	0	0.00	0.00	0	0	0	0	0
5	Ashok Gupta	5754894	6.71	0	0.00	0.00	0	0	0	0	0
6	Renu Gupta	6981111	8.14	0	0.00	0.00	0	0	0	0	0
7	GRA Enterprises Pvt Ltd	38738500	45.14	25744257	66.46	30.00	0	0	0	0	0
TOTAL		64300541	74.93	25744257	40.04	30.00	0	0	0	0	0




(I) (c) (i) Statement showing holding of securities (including shares, warrants, convertible securities) of persons belonging to the category "Public" and holding more than 1% of the total number of shares

Sr. No.	Name of the shareholder	Number of shares	Shares as a percentage of total number of shares {i.e., Grand Total (A)+(B)+(C) indicated in Statement at para (I)(a) above}	Details of warrants		Details of convertible securities		Total shares (including underlying shares assuming full conversion of warrants and convertible securities) as a % of diluted share capital
				Number of Warrants held	As a % total number of warrants of the same class	Number of convertible securities held	% w.r.t total number of convertible securities of the same class	
1	OMKAM GLOBAL CAPITAL PVT LTD	3100000	3.61	0	0	0	0	0
2	DHIRU REALESTATES PVT LTD	3090000	3.60	0	0	0	0	0
3	HARSIMRAT INVESTMENTS PVT LTD	3075000	3.58	0	0	0	0	0
4	HAYWARD TECHNOLOGIES PVT LTD	3050000	3.55		0	0	0	0
5	CROSS BORDER IMPORTS PVT LTD	3005050	3.50	0	0	0	0	0
6	PATLIPUTRA INTERNATIONAL LTD	3000000	3.50		0	0	0	0
	Total	18320050	21.35	0	0	0	0	0




(I) (c) (ii) Statement showing holding of securities (including shares, warrants, convertible securities) of persons (together with PAC) belonging to the category "Public" and holding more than 5% of the total number of shares

Sr. No.	Name of the shareholder	Number of shares	Shares as a percentage of total number of shares {i.e., Grand Total (A)+(B)+(C) indicated in Statement at para (I)(a) above}	Details of warrants		Details of convertible securities		Total shares (including underlying shares assuming full conversion of warrants and
				Number of Warrants held	As a % total number of warrants of the same class	Number of convertible securities held	% w.r.t total number of convertible securities of the same class	
	Nil	Nil	Nil	Nil	Nil	Nil	Nil	Nil





(I)(d) Statement showing details of locked-in shares

Sr. No.	Name of the shareholder	Number of locked-in shares	Locked-in shares as a percentage of total number of shares {i.e., Grand Total (A)+(B)+(C) indicated in Statement at para (I)(a) above}
1	ASHOK GUPTA	5596144	6.52
2	RENU GUPTA	5448508	6.35
3	DEEPESH GUPTA	1341257	1.56
4	NEETESH GUPTA	1303652	1.52
5	MUKESH KUMAR GUPTA	1123200	1.31
6	REKHA GUPTA	1123200	1.31
	Total	15935961	18.57



(II)(a) Statement showing details of Depository Receipts (DRs)

Sr. No	Type of outstanding DR (ADRs, GDRs, SDRs, etc.)	Number of outstanding DRs	Number of shares underlying outstanding DRs	Shares underlying outstanding DRs as a percentage of total number of shares {i.e., Grand Total (A)+(B)+(C) indicated
	NIL	NIL	NIL	NIL
TOTAL		0	0	0.00


(II)(b) Statement showing holding of Depository Receipts (DRs), where underlying shares held by "promoter/promoter group" are in excess of 1% of the total number of shares

Sr. No.	Name of the DR Holder	Type of outstanding DR (ADRs, GDRs, SDRs, etc.)	Number of shares underlying outstanding DRs	Shares underlying outstanding DRs as a percentage of total number of shares {i.e., Grand Total (A)+(B)+(C) indicated in Statement at para (I)(a) above}
	NIL	NIL	NIL	NIL
TOTAL			0	0



(III) (a) Statement showing the voting pattern of shareholders, if more than one class of shares/securities is issued by the issuer

Category (I)	Category of shareholder (II)	Number of Voting Rights held in each class of securities			Total Voting Rights (VI)	Total Voting Rights (VI)	
		Class (III)	Class (IV)	Class (V)		As a percentage of (A+B) (VII)	As a percentage of (A+B+C) (VIII)
(A)	Promoter and Promoter Group						
(1)	Indian	N.A		N.A			N.A
(a)	Individuals/Hindu Undivided Family						
(b)	Central Government/State Government(s)						
(c)	Body Corporate						
(d)	Financial Institutions/Banks						
(e)	Any other (specify)						
	Sub Total (A) (1)						
(2)	Foreign						
(a)	Individuals/Hindu Undivided Family						
(b)	Body Corporate						
(c)	Institutions						
(d)	Any other (specify)						
	Sub Total (A) (2)	N.A		N.A			N.A
(B)	Public Shareholding						
(1)	Institutions						
(a)	Mutual Funds/UTI						
(b)	Financial Institutions/Banks						
(c)	Central Government/State Government(s)						
(d)	Venture Capital Funds						
(e)	Insurance Companies						
(f)	Foreign Institutional Investors						
(g)	Foreign Venture Capital Investors						
(h)	Any other (specify)						



	Sub-Total (B) (1)						
(2)	Non-Institutions						
(a)	Body Corporate						
(b)	Individuals- i Individual Shareholders holding nominal share capital up to Rs. 1 Lakh. ii Individual Shareholders holding nominal share capital in excess of Rs. 1 Lakh						
(c)	Any other (specify)						
	Sub-Total (B) (2)						
	Total Public Shareholding (B)=(B) (1)+ (B) (2)						
	TOTAL (A) + (B)						
(C)	Shares held by Custodians and against which Depository Receipts have been issued						
	GRAND TOTAL (A) + (B)+ (C)	N.A		N.A			N.A

